

*****UNCLASSIFIED*****

Errata Sheet

for

OPERATIONS ORDER Q8AA1-2009 HOFSTRA Invitational Drill Competition

Last Updated: 16 August 2009

Modification

Reference

Old Version

Change Posted

1.

OPERATIONS ORDER Q8AA1-2009 Hofstra Invitational Drill Competition

References: **MAP:** See Annex D

Time Zone Used Throughout the Order: ROMEO [EDT = GMT - 04:00 (Eastern Daylight / Summer Time)]

TASK ORGANIZATION: Federation of Pershing Rifles Alumni Associations
Q-8 Alumni Association
Hofstra Department of Military Science
Hofstra Veterans Alumni Chapter
8th Regiment Pershing Rifles (with colors)
All Participating Units (with unit guidon)

1. SITUATION

- a. **Enemy Forces.** None
- b. **Friendly Forces.**
 - (1) **Higher Unit.** None
- c. **Attachments and Detachments.**
 - (1) Civil Air Patrol – NER-NYW-117
 - (2) HOFSTRA ROTC Cadre
 - (3) Judges:
 - (a) Army - 98th Training Division, 390th Battalion, Not-Confirmed
 - (b) Navy/Marines - TBD
 - (c) Air Force – TBD
 - (4) TBD Marching Band
 - (5) Volunteer Corps of Artillery - TBA
 - (6) Honor Guard – TBD

- 2. **MISSION:** The Q-8 Alumni Association, Inc conducts the Hofstra Invitational Drill Competition 24 OCT 09 from 0700 – 1400 hours at Hofstra University, Hempstead New York 11553 (www.hofstra.edu). It is open to all High School and College level military organizations of all services (e.g. Pershing Rifles, CAP, JROTC, ROTC, Naval Sea Cadets, Arnold Air Society, and Service Academies etc.) or their foreign equivalents. The events consist of standard drill events, exhibition drill events, color guard, and Saber Team. The opening ceremony includes a pass and review and a closing awards ceremony.

3. EXECUTION

- (1) This Competition will be executed in four phases:
 - (a) Phase I: Registration
 - (b) Phase II: Opening Ceremony
 - (c) Phase III: Competition
 - (d) Phase IV: Closing Ceremony

(2) Time Schedule

Time	Event
0700	Units arrive and register
0730	Units move to ceremony site
0745	Units lined up at ceremony site
0800	Opening Ceremony
0830	Competition Begins
1400	Units move to ceremony site
1410	Units lined up at ceremony site
1415	Awards ceremony
1445	Drill Exhibition
1500	Massing of the colors at Football Stadium
1505	National Anthem

- (3) Units will be organized under the 8th Regiment of the National Society of Pershing Rifles for all formations.
- (4) Units will have unit guidons (no flags, colors or any other device is authorized).
- (5) Units will form in a Regimental formation with Company's in mass with Commander and guidon bearer in front.
- (6) At the awards ceremony, only the squad or team leader, or individual, will move forward to accept the award. Units will remain at parade rest and will not fill that member's vacancy. Award recipient will move via the most expeditious route to the awards podium directly in front of the presenter. They will salute, shake with their right hand, and receive the award with their left hand, salute again, and depart in the most expeditious manner. They will place the award in front of the unit between the commander and the guidon on the ground and return to their post smartly.
- (7) No arms of any type (rifle, saber, pistol, etc.) will be worn or carried during the ceremonies.

4. SERVICE SUPPORT

a. **General.** Units will be expected to provide all material required to compete and sustain them for the duration of the event.

b. Material and Supply

(1) Supply:

(a) Class I: Bottled water will be provided at no charge to contestants. Concession service will be available for a fee. We do not control nor profit from the concession service. Units are free to bring their own items for their own consumption only.

(b) Class II: Uniforms are required by competitors and their Cadre at all times.

- Ceremonies and standard drill: Standard military class A or B uniform will be required. A modification as allowed by local command is authorized.
- Exhibition drill: Units may wear the uniform of their choice as long as it is not deemed inappropriate in any manner or message. If you have any questions contact us. Inappropriate attire will result in the forfeiture of the event without refund.
- Units will bring their guidon. All units will receive a guidon streamer to commemorate the event.

(c) Class III: Units should bring their own.

(d) Class IV: N/A

(e) Class V: No unit may bring ammunition of any type to this event. Any violation will result in the unit's dismissal from the event without refund and their reporting to their respective headquarters. Violators may also be subject to applicable laws as determined by the local law enforcement.

(f) Class VI: Units will bring all personal items necessary to sustain themselves for the duration of the competition. No alcohol is authorized at this event under any circumstances. Any violation will result in the unit's dismissal from the event without refund and their reporting to their respective headquarters. Violators may also be subject to applicable laws as determined by the local law enforcement.

(g) Class VII: Units are responsible for bringing all organic major ends items necessary to compete.

(h) Class VIII: General Medical support will be available at the competitive area. Units are to know the medical status of their charges and they alone shall be responsible for providing for any special dietary, allergic, or any other special medical, physical or other needs

(i) Class IX: Units are responsible for any and all repair parts for the equipment that they bring.

(2) Transportation: Units will provide their own organic or other transportation to and from the event.

(3) Parking: Units will have parking adjacent to the field. It will be assigned on a first come first served basis but there is adequate parking for all teams and spectators.

c. Medical Evacuation and Hospitalization

(1) Emergency Medical Technicians will be located at the main drill area.

(2) The nearest hospital is Nassau University Medical Center (see maps in Annex D) and is located approximately two miles northeast of the park at 2201 Hempstead Turnpike East Meadow NY 11554, (516) 572-0123. School Security will be on site. Anyone seeing an emergency can dial 911 and request assistance from the Nassau County Police Department.

e. Civil-Military Cooperation.

(1) Spectators: Spectators are welcome and there is no fee, however a donation to offset the cost of the event is appreciated. Spectators may park in areas designated by the traffic controllers on duty. They are guests. Spectators who become unruly will be subject to applicable laws as determined by School Security and Local Law Enforcement and will minimally be ejected from the event.

(2) Absolute silence will be enforced while teams are competing on the drill field.

(3) Please make use of the proper trash receptacles.

(4) Cheering for awardees, etc is welcomed. Booning, heckling, or rude comments / gestures are unacceptable.

f. Miscellaneous.

(1) Weather.

- (a) This is an outdoor event. Please insure that your units bring appropriate seasonal clothing and equipment.
 - (b) Please refer to www.weather.com or the Weather Channel on your local TV system prior to the event for appropriate dates.
- (2) Prep Rooms
- (a) Ready rooms will be made available for team. Units should make use of transportation assets for storage as well.
 - (b) CAP Cadets will provide security of the rooms, though it is highly encouraged that schools not leave any article unattended. We will not be responsible for any missing, lost, or stolen items.
 - (c) Units are responsible for the police of their areas. All areas will be left in the same condition found, and all trash will be removed from them and placed in proper receptacles.
 - (d) Vandalism, graffiti, and or damages brought to the attention of the staff will be reported to the attending school's administration and chain of command.
- (3) Safety and Security.
- (a) Safety and Security are our highest priority and no one should hesitate to implement corrective action and report violations to any of the staff, cadre or school officials.
 - (b) Security personnel will be provided by CAP and will be posted around all areas.
 - (c) Each unit will provide their own weapons & equipment security. No weapons or equipment will be left unattended.
 - (d) The Drill Meet is a cooperative civilian-military event. You will be treated as professionals by the staff as long as you behave accordingly. You are expected to carry yourselves with the appropriate military discipline and courtesy when dealing with the staff, spectators, cadre, judges and other schools.
- (4) Copyright.
- (a) The Hofstra Invitational Drill Competition (HIDC) is a trademark of the Q-8 Alumni Association, Inc. This document, the conduct and content of the event, and other documents, notes, working papers, photographs and video, produced for this particular event, as well as any other documents, explanations, tutorials, or any other writings of any kind are copyrighted and protected under the laws of the United States of America and member treaty nations. None of such documentation, forms or materials may be reproduced, in whole or in part, without the express written permission of the Q-8 Alumni Association Inc. All rights conferred under law, whether or not mentioned herein, are reserved.

5. COMMAND AND SIGNAL

a. Command.

- (1) The Chief Judge will be located in the center of the main drill area. All decisions are final.
- (2) Only unit Commanders or pre designated Cadre may make inquiries at the judges table.

b. Signal.

- (1) Walkie-Talkies:
 - (a) Chief Judge
 - (b) Security Posts
 - (c) Concession Area Manager
 - (d) EMT
 - (e) Protocol Officer

- (2) Cell Phone Directory:
 - (a) Event Chair: (917) 685-9299
 - (b) Chief Judge: (631) 730-0552
 - (c) Registration: TBA
- (3) Important Telephone Numbers
 - (a) Emergency: 911
 - (c) Nassau University Medical Center: (516) 572-0123
 - (d) Hofstra University Public Safety: (516) 463-6789
- (4) Over Flight Communications:
 - (a) Opening Ceremony – TBA
 - (b) Closing Ceremony - TBA
- (5) Official Information:
 - (a) Website: www.prq8alumni.com
 - (b) Contact:
 - Jim Ridley
 - Chief Judge
 - (631) 730-3910
 - jridley3@optonline.net

ANNEXES:

- A. Competition SOP
- B. Opening Ceremony Sequence of Events
- C. Closing Ceremonies Sequence of Events
- D. Map & Directions
- E. Hotels and Regional Tourism Items

Annex A, Competition SOP, to OPERATIONS ORDER Q8AA1-2009 Hofstra Invitational Drill Competition

1. Date and Location

Date: 24 October 2009
Location: Hofstra University Practice Field, Hempstead NY.

2. Registration

- a. All Units intending to compete in The Hofstra Invitational Drill Competition (HIDC) must register NLT 22 OCT 2009.
- b. A 10% additional late fee will be added to Companies/Units that register after 1 October 2009.
- c. Unit registration will not be considered complete until the Q-8 Alumni Association has received the unit's registration fee. Units who fail to complete registration by 22 October will be unable to compete in the HIDC.
- d. Each member of every unit, either team or individual, must sign and return a copy of the "Tort Liability" form found in Annex L of this SOP along with their registration paperwork. No one will compete without this form on file.

3. Eligibility

- a. Any active Pershing Rifles Unit in good standing with the National Headquarters, college ROTC unit, High School JROTC unit, Service Academy Cadets, Civil Air Patrol units, Sea Cadet units and foreign equivalents, Police Explorer Units, etc. may register one or more teams as participants in the competition.
- b. All registered teams must consist of Riflemen from the same Chartered P/R Unit, ROTC unit, JROTC unit, Service Academy, CAP unit, Police Explorer, or Sea Cadet unit.
- c. Any participating Company/Unit may place more than one (1) team in any event provided they pay for each team separately. If a Company/Unit does place more than one team in any single event they will be recognized with the designations Team-A, Team-B, Team-C, etc.

4. Conduct of the Competition

a. Uniforms

- (1) Uniforms worn by any competitor will be IAW the SOP of the Chartered Unit represented by that institution.
- (2) All active members of any participating unit not involved in the HIDC shall wear Business Casual dress at a minimum. Business Casual is defined as a pair of khakis or slacks with a button down dress shirt for men and a pair of slacks or skirt with appropriate blouse for women. BDUs, Class "A" Uniforms, or Service Dress Equivalent are preferable. Jeans, T-Shirts, and Sneakers and not acceptable.

b. Formations

- (1) Each Unit should bring their guidon to all formations. Note: It is the responsibility of each individual unit to supply their own guidon with pole and spearhead. All formations will be without arms of any type.
- (2) The HIDC will commence with a formation of all participating teams, organized by Company, Organization and Unit. Only active participants in the HIDC are required to attend the first formation, however all active members of the participating unit are welcome as long as they are in the same uniform (no civilian attire allowed in formations).
- (3) The HIDC will conclude with a final formation and Awards ceremony, all participating units are required to attend opening and closing ceremonies. An Honorary Judge will present competition awards during the awards ceremony prior to the Retreat Ceremony.
- (4) All formations will be conducted IAW this Operations Order. All Drill Unit Commanders are expected to ensure that their teams are aware of the regulations and policies and commands as outlined in the OPORD prior to arrival.

c. Events

- (1) The HIDC will consist of 9 events. Participating units may enter any or all of the events below IAW this OPORD. Requirements for each event are outlined in the various annexes to this document. Units must pre register as pre registration sign up will determine which events if any are dropped due to lack of participation.
 - i. Squad Exhibition Drill with Arms
 - ii. Squad Regulation with Arms

- iii. Platoon Regulation with Arms
- iv. Platoon Exhibition with Arms
- v. Color Guard
- vi. Duet Exhibition
- vii. Saber Team
- viii. IDR Knockout
- ix. Team Inspection (armed)

d. Judging

- (1) U.S. Army, U.S. Air Force and U.S. Marine Corps Drill Sergeants will judge the HIDC.
- (2) One (1) Chief Judge (Main Gym), one Assistant Chief Judge, and (1) Event Judge (Per event) will be utilized for evaluation of all team events. All Judges in attendance will be utilized for evaluation of Individual Regulation Drill (Knockout).
- (3) To avoid confusion, all commands shall be executed IAW FM 3-21.5, the U.S. Army Drill and Ceremonies Field Manual (refer to the Q-8 Alumni Association Website, www.prg8alumni.com for a copy of this manual).

e. Scoring

- (1) Scoring for all events will begin when the first competitor crosses the ready line, and end when the last competitor crosses the ready line.
- (2) The score given by an individual judge will stand as final. Appeals will only be considered in the event that a decision is in direct contradiction to this document. Final authority rests with the event chief judge.
- (3) Tied scores will be broken for all events by evaluating the individual or team placements with the highest score. The Chief Judge will determine the winner.

f. Time

- (1) Timing for all events will begin when the first competitor crosses the ready line, and end when the last competitor crosses the ready line.
- (2) An official timer will keep the time for each event at the judges table for that event.
- (3) A penalty of two (2) points for each second over the maximum or under the minimum time will be assessed to the total score of the team violating the limitations.

g. Entrance and Exit from the Drill Area

- (1) Each unit will be placed on the ready line by an official starter, and will enter the floor upon his notification.
- (2) Units will wait in the designated area outside the ready line in preparation for their competition in silence. Units will enter the drill field and will not line up to enter the competition inside the drill field.
- (3) All units are required, after they have entered the drill floor, to present arms to the Chief Judge and verbally request permission to use the drill floor. Upon completion of the unit's routine, the unit will again present arms and verbally report out.
- (4) The subsequent unit will be standing by in an area designated outside the ready line area. Units not in the stand by area at the beginning of the preceding teams start time, who have not made arrangements with the judging table for that event, may be subject to losing their timeslot, or complete disqualification.

h. Penalty Points

- (1) Penalty points may be assessed at any time during the meet that a team or individual is found to have committed a grave misuse of the facilities provided.
- (2) Any witnessed abuse of team's members or any conduct found to be unbecoming of an officer trainee at anytime during the competition may be reprimanded with penalty points, revocation of awards, disqualification and/or termination from the HIDC. The final authority for events of this nature rests with the chief judge.
- (3) The event Judge for a drill area is responsible for all penalty assessments within their respective areas.

i. Special Equipment Rules

UNCLASSIFIED

- (1) Unless otherwise noted, all weapons carried by team members will be complete rifles, weighing (approximately the weight of a Springfield M-1903 or M-1 Garand). A complete rifle is composed of a trigger, bolt, and other functional mechanisms. The weapon must be capable of completing an "Inspection Arms" and "Ready Port Arms" upon command. The use of any replica parade rifle must be of the proper weight, specifications and dimensions of an actual rifle. M-16's, M-60's, etc are not acceptable drill weapons.
- (2) The use of bayonets on any weapon must be approved by the Q-8 Alumni Association prior to competition. Team found using bayonets without authorization will automatically be disqualified from the competition.
- (3) Commanders may be armed with a rifle, saber, or demilitarized pistol during any event except ceremonies.
- (4) The use of taps on the bottom of the competitors' shoes is strictly prohibited. However side taps that do not touch the floor are allowed.
- (5) Lights, fireworks, or other pyrotechnics are not allowed in any event. No loudspeakers, music, or other means of keeping cadence besides the Commander's voice will be allowed.
- (6) Commanders must memorize all commands. Use of drill sheets will result in disqualification.

j. Photographers

- (1) Only the event sanctioned professional photographers and videographer will be allowed. No other professional photographer or videographer is authorized and will be removed by school security.
- (2) There will be no restrictions on the use of cameras (flash, movie, etc) operated from the spectator seating area meant for personal use.

k. Awards

- (1) The Awards Ceremony will take place IAW The Hofstra Invitational Drill Competition Operations Order Annex C.
- (2) All units participating will receive one guidon pennant commemorating the event. It will be given out at the registration table.
- (3) All HIDC events will include awards for 1st, 2nd, and 3rd place which will be presented at the final formation.

l. Concept of Operations

- (1) Pre-Competition Preparations
 - i. 0700 Registration Sign-Ins begin
 - ii. 0715 Unit Commanders & Cadre Representative briefing
 - iii. 0730 Judges Meeting
 - iv. 0800 Opening Ceremony
 - v. 0830 Competition Begins

m. Drill Competition

- (1) The HIDC will commence at the conclusion of the Opening Ceremony at approximately 0830. The competition will conclude NLT 1400. Upon conclusion, all participating teams should make their way to the designated Awards area for the presentation of the competition trophies and pennants.

Appendices:

- a. Registration Fees
- b. Inspection (Armed)
- c. Squad Regulation w/Arms
- d. Squad Exhibition w/Arms
- e. Platoon Regulation w/Arms
- f. Platoon Exhibition w/Arms
- g. Color Guard
- h. Duet Exhibition w/Arms
- i. Saber Team
- j. Knockout
- k. Team Roster Forms
- l. Tort Liability Form
- m. Chief Judge Penalty Sheet
- n. Drill Areas
- o. Ceremonies
- p. Maps & Directions
- q. Regional Hotel & Attractions

Appendix A: Registration Fees

Due Dates

- I. All units must be registered NLT 1 October 2009. Registrations will not be considered complete until the Q-8 Alumni Association has received full payment for event fees.
- II. Late registrations will be accepted between 1-24 October 2009 with a 10% penalty added to the total fee.

Fees

- I. The following registration fees will be associated with the 2009 HIDC.
 - a. Squad Regulation with Arms \$40.00 per Squad
 - b. Platoon Regulation with Arms \$50.00 per Platoon
 - c. Squad Exhibition with Arms \$40.00 per Squad
 - d. Platoon Exhibition with Arms \$50.00 per Platoon
 - e. Duet Exhibition Drill: \$25.00 per Duet
 - f. Individual Regulation Drill (Knockout): \$10.00 per Individual
 - g. Color Guard Drill: \$40.00 per Color Guard
 - h. Saber Team Drill: \$40.00 per Team.
 - i. Team Inspection Included
- II. Late Registration Penalty: Any organization registering after 1 October 2009 will pay a 10% penalty based on the total chargers.
- III. Package Discount: Any unit wishing to place a team in all of the events listed above (excluding the IDR Knockout), will pay a flat \$200 fee saving them a significant amount of money off the individual price list.

Appendix B: Team Inspection Requirements

General

- I. Teams will form their Unit Inspection Team. The unit will be formed into squads of 3 -4 cadets each and centered on the Head Judge.
- II. For the Armed inspection, the Cadet Commander halts the platoon and commands "Order Arms." The Cadet Commander will then command "Open Ranks, March," Dress Right, Dress, Ready Front" execute an About Face, salute and report in to the Head Judge with the unit At the position of attention. The Head Judge will tell the commander to "take me through the inspection." When the Head Judge is finished with the 1st squad, the Cadet Commander will return to the position in front of the unit and face the unit. As the inspector halts in front of each cadet, the cadet should execute inspection arms. The inspector will take your rifle. Be prepared. When all judging is complete, the Cadet Commander will execute an "About Face," salute and verbally report out. The Head Judge will return the salute and dismiss the Cadet Commander. The Cadet Commander executes an about face, gives "Close Ranks" and executes the correct "File" OR "Column of Files" command to exit the inspection area.

Cadet Verbal Responses

- I. Inspection will include questions to determine a cadet's poise, confidence, overall military, government, and historical knowledge, along with specific questions about their service branch. Examples of possible questions include the following:
 - i. Names of present and very recent past Presidents and vice-presidents.
 - ii. Questions about any ribbons, medals, etc. found on the cadet's uniform.
 - iii. The cadet's school name, school nickname, school Principal's name, other school related items.
 - iv. Home-state capital, nation capital
 - v. Common knowledge of current events
 - vi. Mission of unit
 - vii. Five colors on a military map
 - viii. Inspecting Judges' rank

IMPORTANT NOTE: Judges will ask questions during inspection they do not expect the cadet to answer correctly, if at all. Do not allow your cadets to become flustered by this line of questioning, thus losing their military bearing! If a cadet does not know the answer to any question posed to him/her, a strong "The cadet does not know, sir!" or any similar statement taught in your program will be the best response possible.

*While it is rare, a judge may incorrectly apply a regulation from their service to that of your team's service branch. If your cadets feel a rule has been incorrectly applied to their unit, **DO NOT LET THEM BELABOR THE POINT WITH THE JUDGES DURING INSPECTION!** If the judge presses a point a cadet feels is incorrect, the correct response should be sir, I have been instructed that "thus & so" is correct". **DO NOT LOSE MILITARY BEARING!** Should this occur, the SAI or AI should, (after completing the inspection process), immediately contact the judging director and discuss the incident. He will then contact the judge and ensure the score sheets reflect the correct rule interpretation and scoring.*

Armed Inspection

Company/Unit Designation: _____

PART I:	POINT RANGE	JUDGE'S SCORE
A: Commander		
1. Correct Commands	0 - 10	
2. Correct Procedure	0 - 10	
3. Command Voice	0 - 10	
4. Bearing & Poise	0 - 10	
B: Team		
1. Unity, Snap & Smartness	0 - 20	
2. Distance, Interval & Cover	0 - 20	
3. Precision, Hesitation & Anticipation	0 - 20	
4. Entry/Exit Procedures (Impression)	0 - 20	
Part II:		
A: Individual Inspections		
1. Headgear/Footgear	0 - 15	
2. Personal Hygiene (to include shave)	0 - 15	
3. Position of Attention/Arms	0 - 30	
4. Handling of the Weapon	0 - 30	
5. Knowledge of the Weapon	0 - 30	
6. Overall Uniform Preparation & Condition	0 - 30	
7. Bearing, Poise & Response to Questions	0 - 30	
Inspection Grand Total		
JUDGE'S NAME: _____ JUDGE'S NOTES: TOTAL POSSIBLE (300) _____	PENALTY - 25 POINTS PER MISSING CADET TOTAL CADETS PRESENT = _____ (IF LESS THAN 13 TOTAL CADETS) <hr style="border: 1px solid black;"/> TOTAL PENALTY POINTS - _____	

JUDGE'S COMMENTS:

TOTAL SCORE: _____ /300

SIGNATURE OF JUDGE: _____

Appendix C: Squad Regulation With Arms Requirements

General

- a. Each Regulation Squad will consist of no less than nine (9) members, including the Unit Leader.
- b. For Squad elements, the unit commander may carry a rifle, demilitarized pistol, or saber during the competition.
- c. Armed competition will be judged under the guidelines of the Army Field Manual 3-21.5 or appropriate service manual
- d. During the inspection and in evaluating the commander during the event, an individual's voice projection, confidence, and tone will be the criteria upon which judges will base their evaluations.

Concept of Operations

- I. Regulation Squad and Team Elements are limited only by the creativity and ingenuity of the unit.
- II. Each element will begin their sequence from outside the ready line marching into the drill area.
- III. During the report in, the team should announce the name of their school and/or team and their service affiliation. The report out must make clear the unit has completed their performance. Both the report out must be conducted in a clear and resonant vocal manner to the event judge.
- IV. The standard cadence for regulation drill is 118 to 122 steps per minute.

Scoring

- I. Two (2) Judges will score Regulation Squad, and Team Elements. Each Judge will have a maximum of three hundred (300) points to award.
- II. All scoring and timing will begin when the first competitor crosses the ready line, and will end when the last competitor crosses the ready line.
- III. The judging criteria will be as follows:
 - i. During the inspection and in evaluating the commander during the event, an individual's voice projection, confidence, and tone will be the criteria upon which judges will base their evaluations.

REGULATION DRILL

General

- I. All of the Regulation Drill movement must be done in the order they are listed.
- II. While the execution of many of these movements can be challenging, they can be executed by any unit with sufficient practice. The unit's ability to perform this sequence without extra commands, utilizing the 30 inch step where required, is vital to a team's success.
- III. The Head Judge working the Regulation Drill will be responsible for event scoring, as well as counting cadence and deduction of all boundary, movement- pause, and other violations.
- IV. The overall conduct of the drill meet will be addressed through FM 3-21.5
- V. Given that a large portion of the skill in executing Regulation Drill is marching in cadence (with appropriate penalty deductions for improper cadence), it should be noted that there is NO cadence counting allowed in either of these events. Any team found counting cadence in Regulation Drill will receive the maximum cadence penalty allowed (40 points).
- VI. Platoons will remain configured in 3 squads. Squads will not form 2 Teams, but will begin and end as a single squad. (40 pt penalty).

Penalty Points

- | | |
|----------------------------|-----------|
| I. Improper Uniform | 40 Points |
| II. Incorrect Size of Unit | 25 Points |
| III. Counting Cadence | 40 Points |
| IV. Boundary Violations | 5 Points |

2009 Hofstra Invitational Drill Competition

Company/Unit Designation: _____

Squad Regulations Score Card

Regulation Drills - All Divisions

Cadence & Penalty

CADENCE (30 SECONDS)		POINT LOSS RANGE	
CADENCE - CHECK #1	_____	CADENCE	PENALTY
CADENCE - CHECK #2	_____	109 OR BELOW	-40
AVERAGE CADENCE PER MINUTE _____		110 - 114	-25
(TOTAL OF BOTH NUMBERS)		115 - 117	- 10
		118 - 122	0
		123 - 125	- 10
		126 - 130	- 25
		131 OR ABOVE	- 40
		OR	
		ANY CADENCE COUNTING	-40

Team Cadence Penalty (From Above) = _____

Boundary Violations:
 _____ Occurrences @ 5 points per occurrence = _____

Incorrect Commands:
 _____ Occurrences @ 5 points per occurrence = _____

Pause Violations:
 _____ Occurrences @ 5 points per occurrence = _____

TOTAL PENALTY POINTS ASSESSED..... _____

JUDGE'S COMMENTS:

TOTAL SCORE: _____ /300

SIGNATURE OF JUDGE: _____

Armed Squad Regulation

Company/Unit Designation:

A 3-5 second pause should be maintained after executing all BOLD UPPERCASE COMMANDS

	1	2	3	4	5		1	2	3	4	5	
REPORT IN*							27. Left Shoulder Arms					
1. Inspection Arms							28. Rear March					
2. Ready, Port Arms							29. Rear March					
3. ORDER ARMS							30. PLATOON HALT					
4. Dress Right dress							31. File from the Right					
5. Ready, Front							32. PLATOON HALT					
6. Stand At Ease							33. Column of Threes to the Left March					
7. Platoon, Attention							34. PORT ARMS					
8. 15-COUNT MANUAL OF ARMS*	2	4	6	8	10		35. Column Left March					
9. Count Off							36. Double Time March					
10. Close Interval March							37. Quick Time March					
11. NORMAL INTERVAL MARCH							38. Column Left March					
12. Open Ranks March							39. Left Shoulder Arms					
13. CLOSE RANKS MARCH							40. PLATOON HALT					
14. Right Step March							41. Column ½ Left March					
15. PLATOON HALT							42. Column ½ Left March					
16. Left Face							43. Rear March					
17. Left Step March							44. Rear March					
18. PLATOON HALT							45. Eyes Right					
19. About Face							46. READY FRONT					
20. Right Shoulder Arms							47. Column Left March					
21. Forward March							48. Port Arms					
22. Column Right March							49. Column Left March					
23. Column Right March							50. Left Flank March					
24. Right Flank March							51. Change Step March					
25. Left Flank March							52. PLATOON HALT					
26. Column Left March							REPORT OUT*					

*consists of: *order, to right shoulder, to left shoulder, to present, to order arms* (FM 22-5, pg. 4-10)

COMMANDER'S TOTAL (0-50 POINTS) _____
OVERALL IMPRESSION(0-25) _____
REGULATION TOTAL _____

NOTE: *Report In/Out will be all movements needed to front the unit on the Head Judge and then enter/exit the floor.

Appendix D: Squad Exhibition With Arms Requirements

General

- I. Each Exhibition Squad will consist of no less than nine (9) members, including the Unit Leader.
- II. For Squad elements, the unit commander must carry a rifle or Saber during the competition.
- III. Armed competition will be judged under the guidelines of the Army Field Manual 3-21.5 or appropriate service manual
- IV. During the inspection and in evaluating the commander during the event, an individual's voice projection, confidence, and tone will be the criteria upon which judges will base their evaluations.

Concept of Operations

- I. Exhibition Squad, and Team Elements are limited only by the creativity and ingenuity of the unit.
- II. Each element will begin their sequence from outside the ready line marching into the drill area.
- III. During the report in, the team should announce the name of their school and/or team and their service affiliation. The report out must make clear the unit has completed their performance. Both the report out must be conducted in a clear and resonant vocal manner to the event judge.
- IV. The standard cadence for regulation drill is 118 to 122 steps per minute.

Scoring

- I. Two (2) Judges will score Regulation Squad, and Team Elements. Each Judge will have a maximum of three hundred (300) points to award.
- II. All scoring and timing will begin when the first competitor crosses the ready line, and will end when the last competitor crosses the ready line.
- III. The judging criteria will be as follows:
 - i. During the inspection and in evaluating the commander during the event, an individual's voice projection, confidence, and tone will be the criteria upon which judges will base their evaluations.

2009 Hofstra Invitational Drill Competition

Company/Unit Designation:

Squad Armed Exhibition Drill Score Card

TEAM EVALUATION:	POSSIBLE POINTS	JUDGE'S SCORE
Report In	0 - 20	
Originality of Movements	0 - 40	
Difficulty of Movements	0 - 40	
Precision of Movements	0 - 40	
Variety of Movements	0 - 40	
Appearance & Bearing	0 - 40	
Showmanship	0 - 40	
Floor Coverage	0 - 20	
Report Out	0 - 20	
Total Exhibition Drill Points	(300)	

PENALTIES - HEAD JUDGE ONLY

NUMBER		TOTAL POINTS	
	Too few/too many cadets @ 25 points per cadet		
	Boundary Violations @ 5 points each occurrence		
	Dropped weapons @ 25 points per occurrence		
	Seconds over/under time @ 1 point per second		
	TOTAL PENALTY POINTS		
	CADET COMMANDER'S INITIALS		
<p>JUDGE'S NAME: _____</p> <p>JUDGE'S NOTES:</p>			

JUDGE'S COMMENTS:

TOTAL SCORE: _____ /300

SIGNATURE OF JUDGE: _____

Appendix E: Platoon Regulation With Arms Requirements

General

- I. Each Regulation Platoon will consist of no less than thirteen (13) members, including the Unit Leader. All platoons for regulation drill will be organized in three squads.
- II. For Platoon elements, the unit commander must carry a rifle or Saber during the competition.
- III. Armed competition will be judged under the guidelines of the Army Field Manual 3-21.5 or appropriate service manual
- IV. During the inspection and in evaluating the commander during the event, an individual's voice projection, confidence, and tone will be the criteria upon which judges will base their evaluations.

Concept of Operations

- I. Exhibition Platoon, and Team Elements are limited only by the creativity and ingenuity of the unit.
- II. Each element will begin their sequence from outside the ready line marching into the drill area.
- III. During the report in, the team should announce the name of their school and/or team and their service affiliation. The report out must make clear the unit has completed their performance. Both the report out must be conducted in a clear and resonant vocal manner to the event judge.
- IV. The standard cadence for regulation drill is 118 to 122 steps per minute.

Scoring

- I. Two (2) Judges will score Regulation Squad, and Team Elements. Each Judge will have a maximum of three hundred (300) points to award.
- II. All scoring and timing will begin when the first competitor crosses the ready line, and will end when the last competitor crosses the ready line.
- III. The judging criteria will be as follows:
 - i. During the inspection and in evaluating the commander during the event, an individual's voice projection, confidence, and tone will be the criteria upon which judges will base their evaluations.

2009 Hofstra Invitational Drill Competition

Company/Unit Designation:

Platoon Regulation Score Card

Regulation Drills - All Divisions

Cadence & Penalty

CADENCE (30 SECONDS)		POINT LOSS RANGE	
CADENCE - CHECK #1	_____	CADENCE	PENALTY
CADENCE - CHECK #2	_____	109 OR BELOW	-40
AVERAGE CADENCE PER MINUTE _____		110 - 114	-25
(TOTAL OF BOTH NUMBERS)		115 - 117	- 10
		118 - 122	0
		123 - 125	- 10
		126 - 130	- 25
		131 OR ABOVE	- 40
		OR	
		ANY CADENCE COUNTING	-40

Team Cadence Penalty (From Above) = _____

Boundary Violations:
 _____ Occurrences @ 5 points per occurrence = _____

Incorrect Commands:
 _____ Occurrences @ 5 points per occurrence = _____

Pause Violations:
 _____ Occurrences @ 5 points per occurrence = _____

TOTAL PENALTY POINTS ASSESSED..... _____

JUDGE'S COMMENTS:

TOTAL SCORE: _____ /300

SIGNATURE OF JUDGE: _____

Armed Platoon Regulation

Company/Unit Designation:

A 3-5 second pause should be maintained after executing all BOLD UPPERCASE COMMANDS

	1	2	3	4	5		1	2	3	4	5
REPORT IN*						27. Left Shoulder Arms					
1. Inspection Arms						28. Rear March					
2. Ready, Port Arms						29. Rear March					
3. ORDER ARMS						30. PLATOON HALT					
4. Dress Right dress						31. File from the Right					
5. Ready, Front						32. PLATOON HALT					
6. Stand At Ease						33. Column of Threes to the Left March					
7. Platoon, Attention						34. PORT ARMS					
8. 15-COUNT MANUAL OF ARMS*	2	4	6	8	10	35. Column Left March					
9. Count Off						36. Double Time March					
10. Close Interval March						37. Quick Time March					
11. NORMAL INTERVAL MARCH						38. Column Left March					
12. Open Ranks March						39. Left Shoulder Arms					
13. CLOSE RANKS MARCH						40. PLATOON HALT					
14. Right Step March						41. Column ½ Left March					
15. PLATOON HALT						42. Column ½ Left March					
16. Left Face						43. Rear March					
17. Left Step March						44. Rear March					
18. PLATOON HALT						45. Eyes Right					
19. About Face						46. READY FRONT					
20. Right Shoulder Arms						47. Column Left March					
21. Forward March						48. Port Arms					
22. Column Right March						49. Column Left March					
23. Column Right March						50. Left Flank March					
24. Right Flank March						51. Change Step March					
25. Left Flank March						52. PLATOON HALT					
26. Column Left March						REPORT OUT*					

*consists of: *order, to right shoulder, to left shoulder, to present, to order arms* (FM 22-5, pg. 4-10)

<p style="text-align: center;">COMMANDER'S TOTAL (0-50 POINTS)</p> <p style="text-align: center;">_____</p>	<p style="text-align: center;">REGULATION TOTAL _____</p>
<p>OVERALL IMPRESSION(0-25) _____</p>	

NOTE: *Report In/Out will be all movements needed to front the unit on the Head Judge and then enter/exit the floor.

Note: Platoons will remain configured in 3 squads. (40 pt. penalty)

Appendix F: Platoon Exhibition with Arms Requirements

General

- I. Each Exhibition Platoon will consist of no less than thirteen (13) members, including the Unit Leader.
- II. For Squad elements, the unit commander must carry a rifle or Saber during the competition.
- III. Armed competition will be judged under the guidelines of the Army Field Manual 3-21.5 or appropriate service manual
- IV. During the inspection and in evaluating the commander during the event, an individual's voice projection, confidence, and tone will be the criteria upon which judges will base their evaluations.

Concept of Operations

- I. Exhibition Platoon, and Team Elements are limited only by the creativity and ingenuity of the unit.
- II. Each element will begin their sequence from outside the ready line marching into the drill area.
- III. During the report in, the team should announce the name of their school and/or team and their service affiliation. The report out must make clear the unit has completed their performance. Both the report out must be conducted in a clear and resonant vocal manner to the event judge.
- IV. The standard cadence for regulation drill is 118 to 122 steps per minute.

Scoring

- I. Two (2) Judges will score Regulation Squad, and Team Elements. Each Judge will have a maximum of three hundred (300) points to award.
- II. All scoring and timing will begin when the first competitor crosses the ready line, and will end when the last competitor crosses the ready line.
- III. The judging criteria will be as follows:
 - i. During the inspection and in evaluating the commander during the event, an individual's voice projection, confidence, and tone will be the criteria upon which judges will base their evaluations.

2009 Hofstra Invitational Drill Competition

Company/Unit Designation:

Platoon Armed Exhibition Drill Score Card

TEAM EVALUATION:	POSSIBLE POINTS	JUDGE'S SCORE
Report In	0 - 20	
Originality of Movements	0 - 40	
Difficulty of Movements	0 - 40	
Precision of Movements	0 - 40	
Variety of Movements	0 - 40	
Appearance & Bearing	0 - 40	
Showmanship	0 - 40	
Floor Coverage	0 - 20	
Report Out	0 - 20	
Total Exhibition Drill Points	(300)	

PENALTIES - HEAD JUDGE ONLY

NUMBER		TOTAL POINTS	
	Too few/too many cadets @ 25 points per cadet		
	Boundary Violations @ 5 points each occurrence		
	Dropped weapons @ 25 points per occurrence		
	Seconds over/under time @ 1 point per second		
	TOTAL PENALTY POINTS		
	CADET COMMANDER'S INITIALS		
<p>JUDGE'S NAME: _____</p> <p>JUDGE'S NOTES:</p>			

JUDGE'S COMMENTS:

TOTAL SCORE: _____ /300

SIGNATURE OF JUDGE: _____

Appendix G: Color Guard Requirements

General

- I. Each Color Guard Element will consist of four (4) members.
- II. All Color Guard Elements will be armed with complete, full-weight, authorized rifles only. Replica Rifles of the exact specifications and weight as their original counter parts are authorized as long as they are inspected and approved prior to the competition by the Chief Judge.
- III. Competition will begin with the colors cased. If the competing unit does not have cases, they will be provided.
- IV. The competition will begin with the command “Mark Time March” performed within the drill area, past the ready line – and end with the command “Forward March” also performed within the drill area, before re-crossing the ready line.
- V. Timing will begin when the element crosses the ready line, and end when the element crosses the ready line.
- VI. Commands may be given by any member of the Color Guard Element. Color Guard commander will be part of the 4 man team.

Scoring

- I. All drill movements will be IAW FM 3-21.5. All commands must be stated exactly as written on the score sheets to eliminate any confusion on the part of the judges.
- II. Color Guard elements will have ten (10) minutes to complete the sequence, and may be awarded as many as two hundred ten (210) points by each judge. Two (2) judges will evaluate each element.
- III. The total number of points that an element can earn is four hundred twenty (420).
- IV. Any movements without an accompanying grading scale will be performed, but not graded. Penalty points will be assessed for added movements as noted below.

Penalty Points

- I. Omission of required movements will result in a score of zero (0) for that movement.
- II. All added movements will result in a penalty of five (5) points per movement.
- III. Any movements executed out of sequence will be counted as added movements, and will result in a penalty of five (5) points per movement.
- IV. Marking time, or executing half steps out of sequence, or any other slowing down of normal marching cadence in order to complete a required movement is not allowed. The Chief Judge may deduct up to thirty (30) points from the element’s final score for not maintaining a proper cadence or length of step during the Regulation phase of the competition.

2009 Hofstra Invitational Drill Competition

Company/Unit Designation:

Color Guard Score Card

Each command from the sequence will be ranked 0 – 5, with 5 being the best. The commands without a scoring reference are to be performed outside of the drill area and will not be graded. Note: There will be no Report In for this event. The Chief Judge will notify the Team when to begin.

Guard Attention

Carry Colors

Forward March (cross ready line)

- | | | | |
|-------------|--------------------------|-------------|--------------------------|
| 0 1 2 3 4 5 | 1. Mark Time March | 0 1 2 3 4 5 | 22. Right Wheel March |
| 0 1 2 3 4 5 | 2. Guard Halt | 0 1 2 3 4 5 | 23. Forward March |
| 0 1 2 3 4 5 | 3. Sling Arms | 0 1 2 3 4 5 | 24. Colors Reverse March |
| 0 1 2 3 4 5 | 4. Post | 0 1 2 3 4 5 | 25. Forward March |
| 0 1 2 3 4 5 | 5. Uncase the Colors | 0 1 2 3 4 5 | 26. Eyes Right |
| 0 1 2 3 4 5 | 6. Present Arms | 0 1 2 3 4 5 | 27. Ready Front |
| 0 1 2 3 4 5 | 7. Order Arms | 0 1 2 3 4 5 | 28. Left Wheel March |
| 0 1 2 3 4 5 | 8. Post | 0 1 2 3 4 5 | 29. Forward March |
| 0 1 2 3 4 5 | 9. Colors Reverse March | 0 1 2 3 4 5 | 30. Left Wheel March |
| 0 1 2 3 4 5 | 10. Left Wheel March | 0 1 2 3 4 5 | 31. Forward March |
| 0 1 2 3 4 5 | 11. Forward March | 0 1 2 3 4 5 | 32. Left Wheel March |
| 0 1 2 3 4 5 | 12. Colors Reverse March | 0 1 2 3 4 5 | 33. Forward March |
| 0 1 2 3 4 5 | 13. Forward March | 0 1 2 3 4 5 | 34. Guard Halt |
| 0 1 2 3 4 5 | 14. Guard Halt | 0 1 2 3 4 5 | 35. Sling Arms |
| 0 1 2 3 4 5 | 15. Order Colors | 0 1 2 3 4 5 | 36. Post |
| 0 1 2 3 4 5 | 16. Parade Rest | 0 1 2 3 4 5 | 37. Present Arms |
| 0 1 2 3 4 5 | 17. Guard Attention | 0 1 2 3 4 5 | 38. Order Arms |
| 0 1 2 3 4 5 | 18. Carry Colors | 0 1 2 3 4 5 | 39. Case the Colors |
| 0 1 2 3 4 5 | 19. Forward March | 0 1 2 3 4 5 | 40. Post |
| 0 1 2 3 4 5 | 20. Right Wheel March | 0 1 2 3 4 5 | 41. Mark Time March |
| 0 1 2 3 4 5 | 21. Forward March | 0 1 2 3 4 5 | 42. Forward March |

(Cross ready line)

Guard Halt
Order Colors
Fall Out

SIGNATURE OF JUDGE: _____

TOTAL _____ / 210

Appendix H: Exhibition Duet

Concept of Operations

- I. Exhibition Duet is limited only by the creativity and ingenuity of the unit.
- II. Each element will begin their sequence from outside the ready line marching into the drill area.
- III. The minimum time limit for Exhibition Duet Elements is five (5) minutes, and the maximum time is eight (8) minutes.

Scoring

- I. Two (2) Judges will score Exhibition Duet. Each Judge will have a maximum of one hundred seventy-five (175) points to award.
- II. All scoring and timing will begin when the first competitor crosses the ready line, and will end when the last competitor crosses the ready line.
- III. The judging criteria will be as follows:

Criteria	Explanation	Points
Precision	Overall Exactness of Movements	30
Transition	Flow and Movement of Sequence	15
Difficulty	Intricacies of Sequence and Difficulty of Movements	30
Variety	Encourages a Mixture of Movement Styles	15
Originality	New or Unusual Types of Movements	30
Appearance	Uniform Sharpness and Military Style	10
Floor Coverage	Encourages the Use of the Whole Drill Area	15
Military Bearing	Sense of Military Bearing Throughout the Routine	30

2009 Hofstra Invitational Drill Competition

Company/Unit Designation:

Duet Exhibition Drill Score Card

- _____ (30 Points) **PRECISION:** The overall exactness that a movement should possess. This includes the dress and cover of a unit while marching as well as at the halt.
- _____ (15 Points) **TRANSITION:** The flow of the drill routine. Does it flow smoothly or is it choppy and awkward?
- _____ (30 Points) **DIFFICULTY:** The intricacies of the sequence. This includes the number of members in the unit, the type of weapon used, and the difficulty of the movements used in the sequence.
- _____ (15 Points) **VARIETY:** Does the sequence become repetitious? Does the element use a variety of movements, both stationary and moving?
- _____ (30 Points) **ORIGINALITY:** Movements not often seen by the judge; new and unusual movements or formations will be considered favorably. The Judge will consider each element as if it were the first on the floor.
- _____ (10 Points) **APPEARANCE:** How is the unit dressed? Is the uniform consistent throughout the element? Are the uniforms sharp and attractive? Any uniform is allowed so long as it is of a military nature.
- _____ (15 Points) **FLOOR COVERAGE:** Does the sequence involve coverage of large parts of the drill area? This is meant to discourage stationary sequences and simple marching up and down the floor.
- _____ (10 Points) **COMMAND:** How the Commander reports to the Chief Judge, and how his or her actions portray a Command Presence on the floor. This score should include the Commander's Military Bearing and Command Voice.
- _____ (30 Points) **MILITARY BEARING:** How well an individual or the element as a whole recovers from mistakes, as well as overall Military Bearing throughout the routine.

JUDGE'S COMMENTS:

TOTAL SCORE: _____ / 175

SIGNATURE OF JUDGE: _____

Appendix I: Saber Team Requirements

General

- I. Each Saber Team will consist of not less than five (5) and not more than (10) Members including Commander. The size of the element will not affect the judges' scoring.
- II. All Saber Teams will be armed with complete, full-weight, sabers only. Replicas are authorized as long as they full length and weight. All sabers must have a scabbard and be worn on a belt or sling with throg so that the team member can draw and return their saber to the scabbard.
- III. The competition will begin outside the ready line, and will end when the unit exists and the last member crosses the ready line.
- IV. Timing will begin when the element crosses the ready line, and end when the element crosses the ready line.
- V. Commands must be given by the Saber Team Commander.
- VI. Wearing of the Saber:
 1. Recommended Saber size to height of user:
 - i. 5'6" to 5'7" - Sword size 28"
 - ii. 5'8" to 5'11" - Sword size 30"
 - iii. 6'0" to 6'1" - Sword size 32"
 - iv. 6'2" and over - Sword size 34"
 2. For the Army saber and Coast Guard officer sword:
 - i. Start with a saber sling or attach a saber guard to any leather belt up to 2 ¼". Add a saber chain by hooking the top clip of the saber chain onto the metal clip of the saber guard. The top hook of the saber chain holds the top ring on the scabbard. The lower clip holds the lower ring on the scabbard.
 3. For the West Point and Air Force swords:
 - i. Start with a sword sling or attach a sword throg to any leather belt up to 2 ¼". Insert the hook on the scabbard into the keyhole of the throg.
 4. For the Navy Officer sword:
 - i. Start with a Navy sword. Attach the rings of the belt to the top and bottom rings of the scabbard. A Navy sword knot may be added to the handle for decoration.
 5. For the Marine Corps NCO sword:
 - i. Attach a sword throg to any leather belt up to 2 ¼". Insert the hook on the scabbard into the keyhole of the throg. A leather sword knot may be added to the handle for decoration.
 6. For the Marine Corps Officer sword:
 - i. Attach a saber guard to any leather belt up to 2 ¼". Hook the leather sword sling to both the scabbard and the guard.

Scoring

- I. All drill movements will be IAW FM 3-21.5 a copy of which may be downloaded from the Q-8 Alumni Association website, www.prq8alumni.com. All commands must be stated exactly as written on the score sheets to eliminate any confusion on the part of the judges.
- II. Saber Team elements will have up-to ten (10) minutes to complete the sequence, and may be awarded as many as one hundred fifty five (155) points by each judge. Two (2) judges will evaluate each element.
- III. The total number of points that an element can earn is four hundred twenty (310).

- IV. Any movements without an accompanying grading scale will be performed, but not graded. Penalty points will be assessed for added movements as noted below.

Penalty Points

- I. Omission of required movements will result in a score of zero (0) for that movement.
- II. All added movements will result in a penalty of five (5) points per movement.
- III. Any movements executed out of sequence will be counted as added movements, and will result in a penalty of five (5) points per movement.

Marking time, or executing half steps out of sequence, or any other slowing down of normal marching cadence in order to complete a required movement is not allowed. The Head Judge may deduct up to thirty (30) points from the element's final score for not maintaining a proper cadence or length of step during the Regulation phase of the competition.

2009 Hofstra Invitational Drill Competition

Company/Unit Designation:

Saber Team Score Card

Company/Unit Designation:

Each command from the sequence will be ranked 0 – 5, with 5 being the best. The commands without a scoring reference are to be performed outside of the drill area and will not be graded. Note: There will be no Report In for this event. The Head Judge will notify the Team when to begin.

Team Attention

Forward March (cross ready line)

Column Left March

- | | | | |
|-------------|--|-------------|--|
| 0 1 2 3 4 5 | 1. Column Right March | 0 1 2 3 4 5 | 19. Arch Saber |
| 0 1 2 3 4 5 | 2. Team Halt (Centered on Judge) | 0 1 2 3 4 5 | 20. Present Saber |
| 0 1 2 3 4 5 | 3. Left Face | 0 1 2 3 4 5 | 21. Order Arms |
| 0 1 2 3 4 5 | 4. Draw Saber | 0 1 2 3 4 5 | 22. Left Face |
| 0 1 2 3 4 5 | 5. Present Arms | 0 1 2 3 4 5 | 23. Fwd March (Back to single column) |
| 0 1 2 3 4 5 | 6. Req Permission to use the Drill Floor | 0 1 2 3 4 5 | 24. Team Halt/Left Face |
| 0 1 2 3 4 5 | 7. Order Arms | 0 1 2 3 4 5 | 25. Present Saber |
| 0 1 2 3 4 5 | 8. Parade Rest | 0 1 2 3 4 5 | 26. Req Permission to exit Drill Floor |
| 0 1 2 3 4 5 | 9. Attention | 0 1 2 3 4 5 | 27. Order Arms |
| 0 1 2 3 4 5 | 10. Right Face | 0 1 2 3 4 5 | 28. Return Saber |
| 0 1 2 3 4 5 | 11. Forward March | 0 1 2 3 4 5 | 29. Ready Cut |
| 0 1 2 3 4 5 | 12. Column Right March | 0 1 2 3 4 5 | 30. Left Face |
| 0 1 2 3 4 5 | 13. Eyes Right (CDR Presents Saber) | 0 1 2 3 4 5 | 31. Forward March |
| 0 1 2 3 4 5 | 14. Ready Front | | |
| 0 1 2 3 4 5 | 15. Column of Twos | | |
| 0 1 2 3 4 5 | 16. Team Halt | | (Cross ready line) |
| 0 1 2 3 4 5 | 17. Center Face | | Team Halt |
| 0 1 2 3 4 5 | 18. Present Saber | | Left Face |
| | | | Fall Out |

SIGNATURE OF JUDGE: _____

TOTAL _____ / 155

Appendix J: Regulation Individual "Knockout" Requirements

General

- I. The "Knockout" Competition will be conducted in one mass formation of all competing Pershing Riflemen and members of any competing unit. Each Company/Unit may enter as many Riflemen as they desire in this event.
- II. All commands must be executed IAW FM 3-21.5.
- III. The initial ten (10) commands will be for practice and no competitor may be ejected from the formation for failing to properly execute any of these commands. Judges will begin to eject competitors beginning with the eleventh (11) command.
- IV. At various times throughout the event, the judge calling commands may order the element to cover down in order to reduce massive gaps between competitors, and to maintain the formation's integrity.
- V. The competition will be conducted under arms.
- VI. Awards will be presented to the final three (3) finishers. In the event that a certain number of competitors are eliminated resulting in less than three (3) contestants, the competitors eliminated will return to the drill floor until exactly three (3) remain. The same procedure will be used to determine individual placements. (Once there are only three (3) contestants remaining, they must be removed one (1) by one (1).)

Procedure

- I. All available judges will be utilized for the "Knockout" Competition. The Chief Judge for the event will call commands from the front of the formation.
- II. The competition will be of a single elimination drill-off. The decision made by any judge is final. No exceptions will be made to this rule. (Judges will inform all competitors removed from the competition of the reason why they were removed.)
- III. False or improper commands may be given.
- IV. Once the element is of platoon size, the Chief Judge may call marching commands. Until then, all commands will be stationary.

Appendix K: Participant Roster

2009 HOFSTRA INVITATIONAL DRILL COMPETITION PARTICIPANT ROSTER

Page 1

SCHOOL/UNIT _____ ADVISOR _____

No.	TEAM MEMBERS	IDR SQD	EXB SQD	SABER TEAM	RIFLE TEAM	RIFLE IND	Duet EXB	CLR GD	IDR K-O
1									
2									
3									
4									
5									
6									
7									
8									
9									
10									
11									
12									
13									
14									
15									
16									
17									
18									
19									
20									
21									
22									
23									
24									
25									
26									
27									
28									
29									
30									
31									
32									
33									
34									
35									

2009 HOFSTRA INVITATIONAL DRILL COMPETITION PARTICIPANT ROSTER

Page 2

SCHOOL/UNIT _____

ADVISOR _____

No.	TEAM MEMBERS	SQD Reg w/Arm	SQD Reg w/o Arm	PLT Reg w/Arm	PLT Reg w/o Arm	SQD Ehib w/Arm	SQD Ehib w/o Arm	PLT Ehib w/Arm	PLT Ehib w/o Arm
1									
2									
3									
4									
5									
6									
7									
8									
9									
10									
11									
12									
13									
14									
15									
16									
17									
18									
19									
20									
21									
22									
23									
24									
25									
26									
27									
28									
29									
30									
31									
32									
33									
34									
35									

Appendix L: Tort Liability Form

Required to be signed by ALL participants – Must be presented prior to performing

The undersigned has been made aware that during participation in The Hofstra Invitational Drill Competition (HIDC), certain dangers and exposure to physical injuries will be present, including but not limited to: hazards of changes in temperature and climate, travel in natural wooded areas, including the Q-8 Invitational rifle drill area, contact with wild animals, reptiles, insects, and poisonous plants, and travel to, from, and around Uniondale High School and the Nassau County Range. I understand that participation requires physical exertion and I am willing to assume the risks involved in this activity. In order to avoid these risks as best possible, participants are advised to follow specific directions given from HIDC staff.

In consideration of and as a condition of the right to participate in such an adventure/ community/ team building experience, or other activities and services incident thereto, arranged by HIDC, Uniondale HS AJROTC Staff and Hofstra University, the undersigned does hereby assume all risks incident to such activities and does hereby release and discharge HIDC personnel, Uniondale HS and Hofstra University, as well as any of its agents and employees or representatives, and other person(s) or organization(s) whose acts or to whom HIDC, Uniondale HS and Hofstra University might be liable, from any and all liabilities, actions, causes of action, debts, claims, demands of whatsoever kind and nature which may arise out of or in conjunction with such an adventure experience or participant in any activities incident thereto.

Further, by participating in this event this day, I acknowledge that moving and still picture photography will take place. I hereby release any and all claims of copyright of my appearance and I hereby grant approval of any use of this photography as its makers deem fit for any legal use to include in the taking of any profits of any nature from said use.

I have carefully read this Assumption of Risk and Release and fully understand its contents. I voluntary sign it and realize that it will bind my heirs, personal representatives, and me.

_____ (Participant's Signature)

_____ (Date)

_____ (Please print your name)

The undersigned, as parents or guardian of the above designated Long Island Drill Competition Invitational participant, who is under the age of 18 years, do hereby join in the execution of this document and agree to be bound by all the terms and conditions thereof.

_____ (Parent's/Guardian's Signature)

_____ (Date)

_____ (Please print your name)

Coach/Cadre/Manager/Team Leader Authentication

_____ (Coach/Cadre/Manager/Team Leader Printed Name)

_____ (Coach/Cadre/Manager/Team Leader Signature)

_____ (Date)

Appendix M: Chief Judge and Score Room Sheet

General

- I. The following sheet will be used by the Chief Judge to record the time, and assess penalties for all drill elements.
- II. The Chief Judge is responsible for assessing all penalties for an element conducting a routine or sequence within his or her drill area.
- III. Penalty assessments are final. Exceptions are made only in the event that a penalty assessment is in direct contradiction to this document. Final decision rests with the HIDC OIC.

2009 Hofstra Invitational Drill Competition

Chief Judge Penalty Sheet

Company Designation:

Event Category (Check One):

- Squad Exhibition (Max: 10 Minutes – Min: 6 Minutes)
- Duet Exhibition (Max: 8 Minutes – Min: 5 Minutes)
- Squad Regulation (Max: 10 Minutes)
- Color Guard (Max: 10 Minutes)
- Saber Team (Max: 10 Minutes)

Note: For squad and exhibition armed and unarmed regulation and exhibition events, see individual event score sheets for penalty point deductions.

Actual Time:

Penalty Points Assessed for Time:
(2 Points per sec over or under)

Penalty Points Assessed for Drill:
(Improper Cadence - 30 Points Max)
(Squad Regulation and Color Guard Only)

Improper Commands:
(5 Points per Missing or Added Command)

Other Penalty Assessed:
(Please Note Reason)

Total Penalty Assessed:

SIGNATURE OF JUDGE _____

Score Room ONLY

Chief Judge Score:

Judge 1 Score:

Judge 2 Score:

Inspection Score:
If appropriate

Total Penalty Assessed:

FINAL SCORE:

SIGNATURE OF HIDC OIC or AOIC _____

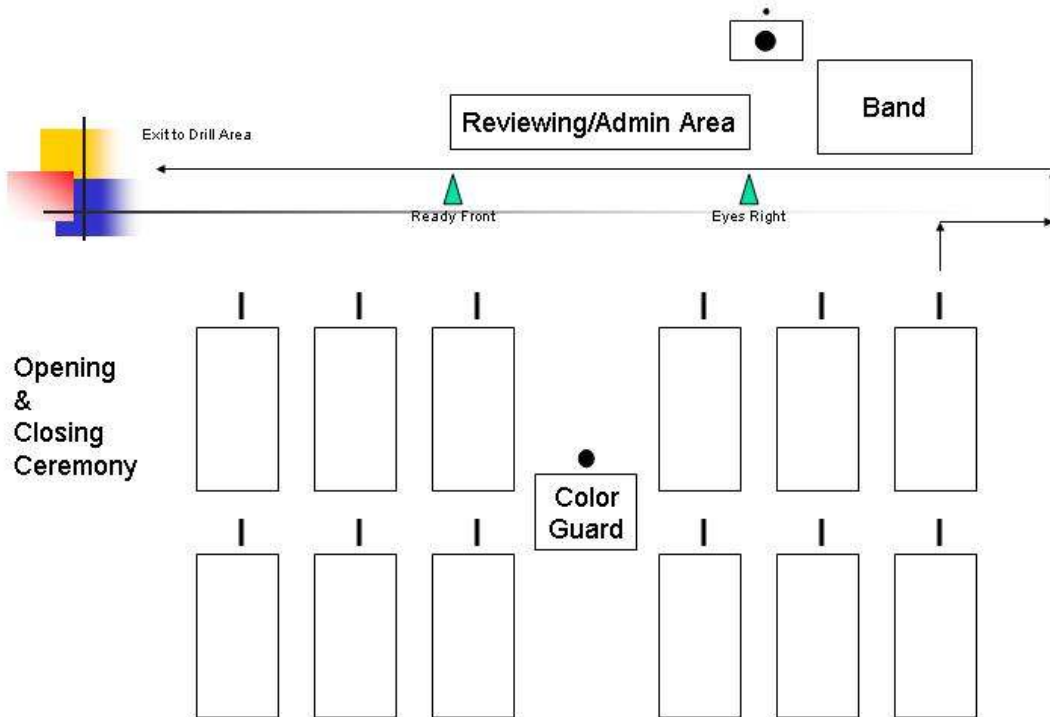
Appendix N: Drill Area

General

- I. The following dimensions will be used to conduct the HIDC:
 - a. Squad Exhibition Drill: 85' x 60'
 - b. Duet Exhibition Drill: 50' x 50'
 - c. Platoon Exhibition Drill 85' x 60'
 - d. Squad Regulation Drill: 85' x 60'
 - e. Platoon Regulation Drill 85' x 60'
 - f. Color Guard Drill: 50' x 50'
 - g. Saber Team Drill: 50' x 50'
- II. The Chief Judge will verbally instruct each element when it is time for the element to enter the drill floor. This procedure must be followed exactly to insure that the floor judges have completed their scoring from the previous competitor.
- III. Once given permission, an element may enter the drill floor from any direction, but must center itself on the Chief Judge and report in.
- IV. Once an element has reported in, judges are free to roam the drill area to properly inspect the competition.
- V. Upon completion of the routine or sequence, the element will request permission from the Chief Judge to leave the drill area.

Appendix O Opening Ceremony Sequence of Events, to OPERATIONS ORDER Q8AA1-2009

<u>Time</u>	<u>Event</u>	<u>Remarks</u>
0745	Patriotic Music Interlude	Band Troops Assembled at Parade Rest Regiment with Company's en masse
0755	Assembly	Bugler
0800	Opening Invocation Attention Adjutants Call Arrival of Official Party	Narrator Chaplain Adjutant, Bugler Adjutant, Bugler One Ruffle and Generals March, Band
0810	US National Anthem Over Flight	Band TBD
0820	Welcoming Remarks	Narrator
0825	Pass in Review	8 th Regt Commander Reviewing Officers Pershing Rifles National Commander Band Armed Forces Medley Thunderer Washington Post March Stars and Stripes Forever
0830	Sound Drill Call	Honorary Chief Judges
0835	Conclusion of Ceremony	Narrator



Notes:

- Units will be in a Regimental formation with Company's in mass in 3 columns. Commanders will post three 30-inch steps to the front of and centered on their Company. Company/Unit Guidon Bearers will post one 30-inch step to the rear and one 30-inch step to the left of the Commander. The HIDC will be attended by a number of high-ranking military and civilian officials. As such, it is imperative that all participating members act professionally during formations, and at all times during the HIDC.
- When the Adjutant or COT directs "BRING YOUR UNITS TO _____," subordinate element commanders will echo the directed command.
- "Ripple" commands are eliminated. The COT/Adjutant will give the preparatory command, subordinate leaders give the supplemental, and the COT/Adjutant gives the command of execution. Example: "(Regimental Commander) **REGIMENT**, (ALL Company Commanders simultaneously echo) "**Company**", (Regimental Commander) **Present Arms**" (ALL Company Commanders simultaneously echo) "**Present Arms**" The only "rippled" command will be at the start of the ceremony when the Adjutant directs "**SOUND ATTENTION.**" At that time Company Commanders will bring their units to attention in order from right to left.
- Guidons will execute the preparatory command and the command of execution for each command their unit commanders give.
- Some of the movements/actions specified in this template are not explicitly found in FM 3-21. They are "best practices" that have been found to make the ceremony move more smoothly.
- For downloadable recordings of ceremonial music, go to www.prq8alumni.com and select The Hofstra Invitational Drill Competition Links.
- BOLD text indicates something that's spoken aloud.
- C = Start of Ceremony

Sequence of Events:

- C-30: ALL PARTICIPANTS, TO INCLUDE UNIT FORMATIONS AND COLOR GUARD, MAKE FINAL PREPARATIONS AT THE MARSHALLING SITE.
- C-20: BAND TAKES ITS POSITION ON THE FINAL LINE, 12 STEPS TO THE RIGHT OF THE RIGHT FLANK UNIT'S MARKER.
- C-15: ADJUTANT MOVES INTO POSITION (THE ADJUTANT'S INITIAL POST IS THREE STEPS TO THE LEFT OF THE BAND).
- C-15: BAND BEGINS TO PLAY MUSIC. UNITS MARCH ON TO THE FINAL LINE. THIS MUST BE COORDINATED WITH THE BAND TO ENSURE THE MOVEMENT OF TROOPS IS SYNCHRONIZED WITH THEIR PRE-CEREMONY MUSIC. EACH ELEMENT WILL IN TURN MARK TIME, HALT, AND ADJUST DRESS AND ALIGNMENT.
- C-10: FORMATIONS ARE IN POSITION ON THE FINAL LINE AND HAVE BEEN GIVEN THE COMMAND "PARADE, REST" FROM THE ELEMENT COMMANDER. PROTOCOL OFFICER SEATS GUESTS.
- C-5: BAND STOPS PLAYING MUSIC. BUGLER SOUNDS "ASSEMBLY".
- **NARRATOR: LADIES AND GENTLEMEN, THE CEREMONY WILL BEGIN IN FIVE MINUTES.**

C: NARRATION BEGINS:

- **NARRATOR: GOOD MORNING LADIES, GENTLEMEN AND DISTINGUISHED GUESTS. ON BEHALF OF THE Q-8 ALUMNI ASSOCIATION, COMPANY Q-8 PERSHING RIFLES, AND PERSHING RIFLES 8TH REGIMENT, I WOULD LIKE TO WELCOME YOU TO THE HOFSTRA INVITATIONAL DRILL COMPETITION OPENING CEREMONY.**

INVOCATION

- **NARRATOR: LADIES AND GENTLEMEN, PLEASE STAND AS CHAPLAIN _____ GIVES THE INVOCATION.**
- **NARRATOR: AT THIS TIME PLEASE DIRECT YOUR ATTENTION TO THE FIELD WHERE THE ADJUTANT WILL BEGIN THE CEREMONY.**

SOUND ATTENTION

- THE ADJUTANT FACES DOWN THE FINAL LINE AND OVER HIS RIGHT SHOULDER AND DIRECTS THE BUGLER TO **"SOUND ATTENTION."**
- THE BUGLER SOUNDS ATTENTION (UNIT COMMANDERS IMMEDIATELY FACE ABOUT, BRING THEIR UNITS (IN SEQUENCE FROM RIGHT TO LEFT) TO ATTENTION BY COMMANDING, **"COMPANY, ATTENTION"**. AND THEN FACE ABOUT.

ADJUTANT'S CALL

- WHEN ALL UNITS ARE AT ATTENTION, THE ADJUTANT DIRECTS THE BUGLER TO **"SOUND ADJUTANT'S CALL."**
- AS THE BUGLER SOUNDS ADJUTANT'S CALL, THE ADJUTANT MOVES QUICKLY TO HIS/HER PLACE IN THE CENTER OF THE FIELD.
- WHEN ALL TROOPS ARE AT ATTENTION, THE COT MARCHES HIS STAFF FROM THEIR POSITION NEAR THE REVIEWING STAND TO THEIR POST MIDWAY BETWEEN THE LINE OF TROOPS AND THE REVIEWING STAND AND FACES THE LINE OF TROOPS.
- WHEN THE COT HAS HALTED AT HIS POST, THE ADJUTANT FACES ABOUT AND DIRECTS **"PRESENT, (PAUSE FOR ECHO) ARMS."** UNIT COMMANDERS ECHO THE COMMAND **"PRESENT, ARMS"** THEN RENDER THE APPROPRIATE SALUTE.
- AFTER ALL UNITS ARE AT PRESENT ARMS, THE ADJUTANT REPORTS, **"SIR, THE COMMAND IS FORMED."**
- THE COT RETURNS THE SALUTE (MEMBERS OF STAFF DO NOT SALUTE) OF THE ADJUTANT AND DIRECTS **"TAKE YOUR POST."** (ADJUTANT TAKES POST BY FACING TO THE HALF LEFT IN MARCHING, MARCHES FORWARD, HALTS AT NORMAL INTERVAL TO THE RIGHT OF THE RIGHT FLANK STAFF MEMBER, AND THEN FACES ABOUT).
- WHEN THE ADJUTANT IS IN POSITION, THE COT DIRECTS **"ORDER (Pause for echo) ARMS. PARADE (Pause for echo) REST"**.
- WHEN ALL UNITS ARE AT PARADE REST, THE LEFT FLANK STAFF OFFICER COMMANDS **"RIGHT, FACE; FORWARD, MARCH; COLUMN LEFT, MARCH; COLUMN LEFT, MARCH; STAFF HALT; AND LEFT, FACE."** AT THAT TIME, THE STAFF SHOULD BE CENTERED ON, AND TWO STEPS IN FRONT OF, THE COT.
- **NARRATOR: "LADIES AND GENTLEMEN, PLEASE RISE FOR THE ARRIVAL OF THE OFFICIAL PARTY."**
- THE COT FACES ABOUT.

ARRIVAL OF THE OFFICIAL PARTY

- BAND PLAYS ONE RUFFLE AND FLOURISH AND GENERALS MARCH
- THE REVIEWING PARTY MARCHES TO THEIR POSITION IN FRONT OF THEIR SEATS.
- **NARRATOR: LADIES AND GENTLEMEN, THE OFFICIAL PARTY CONSISTS OF:**

_____	_____
_____	_____
_____	_____
_____	_____

- WHEN REVIEWING PARTY IS IN PLACE AND INTRODUCTION IS COMPLETE, THE COT THEN EXECUTES AN ABOUT FACE, AND COMMANDS, **"REGIMENT, PRESENT (PAUSE FOR ECHO) ARMS."** WHEN THE UNITS HAVE COMPLETED THIS MOVEMENT, THE COT FACES ABOUT AND SALUTES.

HONORS TO THE NATION

- **NARRATOR: LADIES AND GENTLEMEN, PLEASE STAND FOR THE PLAYING OF OUR NATIONAL ANTHEM.**
- COT TROOPS COMMANDS, **'POST THE COLORS!'**. (Color Guard Moves Forward)

- THE BAND PLAYS THE NATIONAL ANTHEM OF THE UNITED STATES OF AMERICA. HONOR GUARD RAISES THE US FLAG. HONOR GUARDS TIES OFF FLAG AND COME TO ATTENTION AND PRESENT ARMS.
- THE REVIEWING PARTY SALUTES ON THE FIRST NOTE OF THE NATIONAL ANTHEM AND THEY THEN DROP THEIR SALUTES AT THE CONCLUSION. HONOR GUARD DEPARTS AREA.
- **NARRATOR: LADIES AND GENTLEMEN PLEASE BE SEATED.**
- AT THE CONCLUSION OF THE U.S. ANTHEM, THE COT COMMANDS EXECUTES AN ABOUT FACE AND COMMANDS, "**ORDER, (PAUSE FOR ECHO) ARMS!**" PAUSES. "**PARADE (PAUSE FOR ECHO) REST.**"
- THE COT FACES ABOUT, THEN EXECUTES "PARADE REST" HIMSELF.

REMARKS BY GUEST SPEAKER

PASS IN REVIEW SEQUENCE

- REVIEWING OFFICER DIRECTS TO THE COT, "**PASS IN REVIEW**"
- THE COT FACES ABOUT AND COMMANDS "**PASS IN REVIEW**".
- THE BAND MOVES TO A POSITION THAT ENABLES IT TO MOVE STRAIGHT AHEAD ONTO THE LINE OF MARCH.
- UNIT COMMANDERS FACE TO THE RIGHT ON THE COT'S DIRECTIVE, "PASS IN REVIEW". THE COT THEN FACES TO THE LEFT.
- THE BAND DRUM MAJOR WILL GIVE THE SUPPLEMENTARY COMMAND "**FORWARD, MARCH**", THE COMMANDER OF THE FIRST ELEMENT GIVES THE COMMAND "**FORWARD, MARCH**" THE BAND BEGINS PLAYING AND MARCHING FORWARD ONTO THE LINE OF MARCH.
- ON THE COMMAND "**COLUMN RIGHT, (PAUSE), MARCH**" BY THE FIRST UNIT COMMANDER NEXT TO THE BAND, THE COT AND HIS STAFF MOVE TO A MARCHING POSITION 12 STEPS IN FRONT OF THE DRUM MAJOR (ON THE REVIEWING LINE)
- OTHER ELEMENTS MOVE OUT IN SUCCESSION AND FOLLOW IN COLUMN. COLOR GUARD DOES A WHEEL TO FALL BEHIND UNITS COMMANDERS AND THEIR STAFFS AS THEY MARCH FORWARD. FORMATIONS WILL BE ON LINE WITH AND PARALLEL TO UNIT COMMANDERS UNTIL THE FIRST LEFT TURN. AFTER THE FIRST LEFT TURN, UNITS WILL BE CENTERED ON AND BEHIND UNIT COMMANDERS AND THEIR COLORS.
- NOTE: THERE WILL BE SIX STEPS BETWEEN UNITS.
- UNITS WILL EXECUTE ONE RIGHT AND TWO LEFT TURNS PRIOR TO MOVING ONTO THE REVIEWING LINE.
- THE BAND AND EACH FOLLOWING UNIT CHANGE DIRECTION AT POINTS INDICATED BY MARKERS. WHEN UNITS REACH THE TURN MARKER, THE UNIT COMMANDER COMMANDS, "**COLUMN LEFT, MARCH**".
- NARRATOR: THE NARRATOR WILL ANNOUNCE THE ARRIVAL OF MARCHING UNITS AT THEY PASS THE REVIEWING STAND. HE WILL RECITE UNIT DESIGNATION AND COMMANDERS RANK AND NAME.
- COT AND STAFF EXECUTE "**EYES RIGHT**" AND SALUTE WHEN IN POSITION SIX STEPS FROM THE REVIEWING STAND. THEY EXECUTE "**READY FRONT**" AND THE SALUTE WHEN THE STAFF HAS PASSED SIX STEPS BEYOND THE REVIEWING STAND.
- THE REVIEWING OFFICER RETURNS THE SALUTE OF ALL UNITS AS THEY PASS.
- **NARRATOR: (AS COLOR GUARD APPROACHES REVIEWING STAND) PLEASE RISE FOR THE NATIONAL COLORS.** ALL IN UNIFORM SALUTE, ALL CIVILIANS PLACE HAND OVER HEART UNTIL THEY CLEAR THE STAND.
- AS THE COLOR GUARD PASSES THE REVIEWING OFFICER, EACH MEMBER, EXCEPT THE RIGHT FLANK MAN, EXECUTES EYES RIGHT ON THE COMMAND OF THE SENIOR COLOR SERGEANT. NATIONAL COLORS DO NOT DIP. ONLY THE REGIMENTAL FLAG IS DIPPED.
- AFTER SALUTING THE REVIEWING OFFICER, THE COT AND HIS STAFF (WITHOUT COMMAND) EXECUTE THREE WHEELING MOVEMENTS AND TAKE THEIR POSTS SO THAT THE COT IS ON LINE WITH AND TO THE RIGHT ON THE REVIEWING OFFICER

- WHEN PASSING THE REVIEWING OFFICER, THE BANDMASTER SALUTES AND CONTINUES TO LOOK STRAIGHT FORWARD; SIMULTANEOUSLY THE DRUM MAJOR EXECUTES EYES RIGHT AND SALUTES. THE OTHER MEMBERS OF THE BAND CONTINUE TO PLAY MARCHING MUSIC WITHOUT INTERRUPTION. THE BAND CLEARSTHE REVIEWING AREA AND TURNS INTO ITS ASSIGNED POSITION. AS THE NATIONAL COLORS PASS, THE BANDMASTER AND DRUM MAJOR SALUTE WHILE THE BAND CONTINUES TO PLAY MARCHING MUSIC WITHOUT INTERRUPTION.
- UNITS AND COLOR GUARDS EXECUTE EYES RIGHT WHEN DIRECTED BY THE UNIT COMMANDERS AS THEY REACH THE FIRST DESIGNATED MARKER CONE. UNIT COMMANDERS WILL GIVE THE PREPARATORY COMMAND “**EYES**” OVER THEIR RIGHT SHOULDER TWO STEPS FROM THE MARKER. THE COMMAND OF EXECUTION “**RIGHT**” IS GIVEN WHEN THE RIGHT FOOT STRIKES THE GROUND, ON LINE WITH THE MARKER. THE RIGHT FILE OF EACH ELEMENT CONTINUES TO LOOK STRAIGHT AHEAD. ALL OTHER MEMBERS EXECUTE EYES RIGHT. GUIDON BEARERS EXECUTE THE PREPATORY COMMAND AND THEN PRESENT GUIDON.
- WHEN THE REAR OF THE UNIT HAS PASSED BEYOND THE SECOND MARKER CONE, UNIT COMMANDERS COMMAND “**READY**” AS THE LEFT FOOT STRIKES THE GROUND AND “**FRONT**” THE NEXT TIME THE LEFT FOOT STRIKES THE GROUND.
- WHEN THE LAST UNIT HAS PASSED THE REVIEWING STAND, THE BAND WILL STOP PLAY MARCHING MUSIC AND PERFORM A DRUM CADENCE FOR 32 BARS.
- REVIIEING OFFICER COMMANDS, “**BUGLER, SOUND DRILL CALL**”. BUGLER SOUNDS DRILL CALL
- JUDGING TEAM LED BY SENIOR NCO MARCHES TO REVIWING STAND
- REVIWING OFFICER COMMANDS, “**DRILL SERGEANTS, TAKE CHARGE OF THE COMPETITION**”.
- THE SENIOR DRILL NCO SALUTES. REVIWIING OFFICER RETURNS SALUTE. NCO TEAM EXECUTES A LEFT FACE AND MARCHES OFF IN DIRECTION OF TROOPS.
- **NARRATOR: LADIES AND GENTLEMEN, THIS CONCLUDES THE CEREMONY. WE THANK YOU FOR ATTENDING THIS CEREMONY AND WELCOME YOU TO OBSERVE THE DRILL COMPETITON. THE AWARDS AND CLOSING CEREMONIES WILL BE HELD AT 1400 HOURS, 2PM, AT THIS SAME LOCATION.**

Closing Ceremonies Sequence of Events, to OPERATIONS ORDER Q8AA1-2009

<u>Time</u>	<u>Event</u>	<u>Remarks</u>
1355	Assembly	Bugler
1400	Presentation of Awards	TBA
	Reception	All

- C- 30 AWARDS OUT ON TABLES. LIST OF RECIPIENTS FINAL. EACH UNIT AWARDED COMPETITION STREAMER FOR GUIDON PRESENT ON GUIDON.
- C-10PROTOCOL OFFICER SEATS GUESTS.
- C- 5 BUGLER PLAYS ASSEMBLY. TROOPS IN POSITION AT PARADE REST. COT AND STAFF IN FRONT. NO COLOR GUARD IS PRESENT.
- **NARRATOR: LADIES AND GENETLEMEN THE AWARDS CEREMONY AND CLOSING CEREMONY WIL BEGIN IN 5 MINUTES**

AWARDS CEREMONY

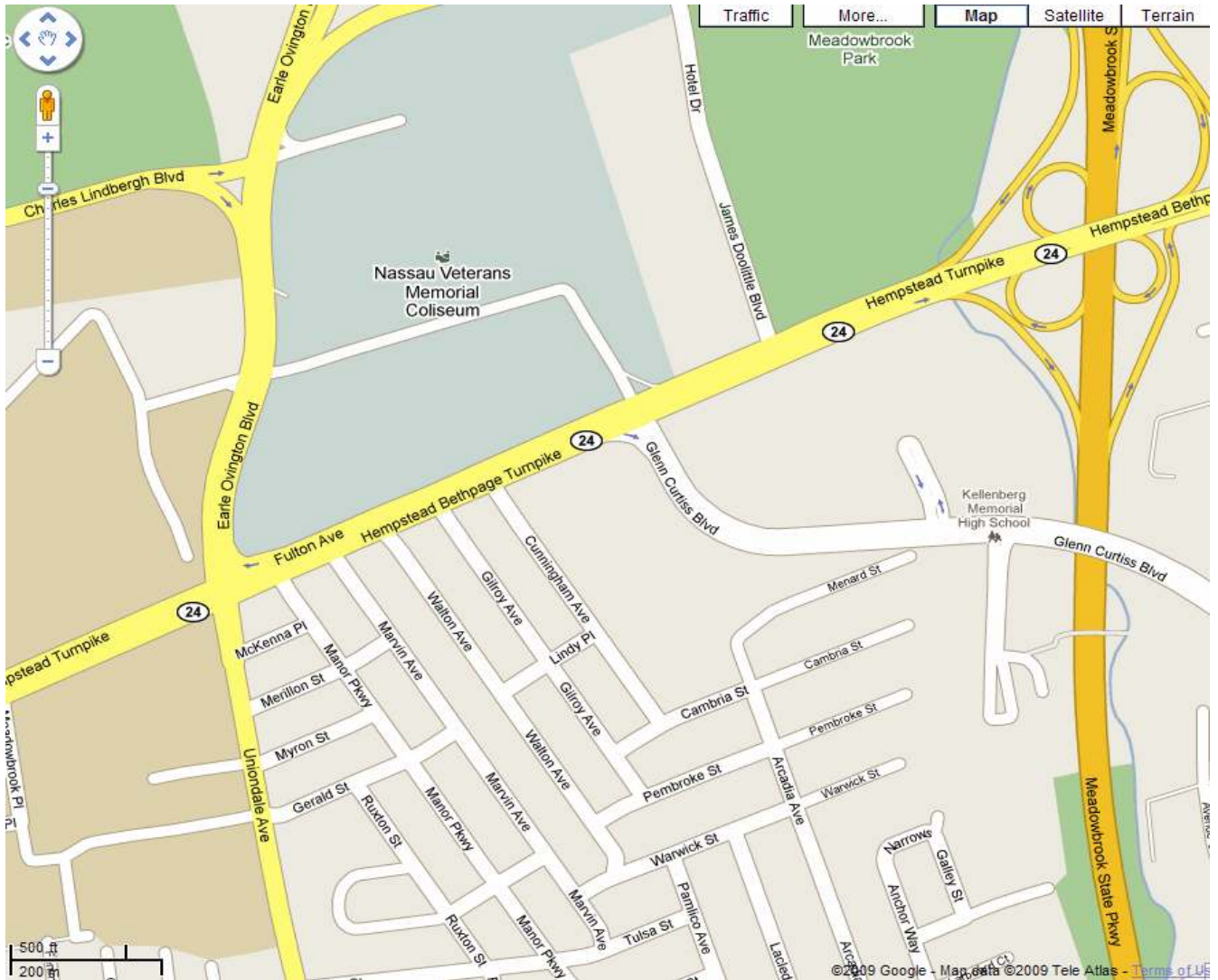
- SEQUENCE:
AWARD ONE
AWARD TWO....
- UNITS REMAIN AT PARADE REST. ONLY UNIT COMMANDER OR WINNING TEAM LEADER (ONE PERSON ONLY!) WILL MOVE TO PODIUM. PERSON COMES TO ATTENTION. MOVES IN THE MOST DIRECT PATH IN AN EXPEDITIONS MANNER TO PODIUM. SALUTES. RECEIVES AWARD WITH LEFT HAND. SHAKES HANDS WITH RIGHT HAND. SALUTES AND TURNS IN MARCHING TO RETURN IN DIRECT PATH IN EXPEDITIONS MANNER TO FORMATION. PLACES TROPHIES IN FRONT OF UNIT BETWEEN COMMANDER AND GUIDON.

NARRATOR: CLOSING REMARKS

- COT ORDERS, "**COMPANY COMMANDERS TAKE CHARGE OF YOUR UNITS.**" UNIT COMMANDERS SALUTE. COT RETURNS SALUTE. UNIT COMMANDERS DROP SALUTE. TURN ABOUT AND COMMAND "**DISMISSED!**" UNITS SOUND OFF LOUD AND CLEAR WITH UNIT MOTTO!

Annex P, Map & Directions, to OPERATIONS ORDER Q8AA1-2009


Location:



Driving Directions:

- Long Island expressway to Exit 38 Northern State Parkway. Then follow directions from Northern State Parkway.
- Northern State Parkway to Meadowbrook Parkway (South). Follow Meadowbrook to exit M5, NY 24 (Westbound). Take NY 24 Westbound to Uniondale Ave. Move into left turning lane and turn left (McDonalds on Left). Proceed 100 yards and make a right into the Hofstra Athletics parking lot. .
- Southern State Parkway to Meadowbrook (North). to Exit M5 NY 24 (Westbound). Take NY 24 Westbound to Uniondale Ave. Move into left turning lane and turn left (McDonalds on Left). Proceed 100 yards and make a right into the Hofstra Athletics parking lot. .

Satellite Imagery of Hofstra University



1. Main Entrance
2. Ceremony Area
3. Competitor, VIP, Handicapped Parking
4. Spectator parking
5. Outdoor Drill Area

Annex Q, Hotels and Regional Tourism Items, to OPERATIONS ORDER Q8AA1-2009

1. Hotels: The attached list is provided purely as a courtesy. We have no arrangements with nor do we recommend any hotel. Lodging is provided purely at the expense of the individual units. Information was gathered from www.hotels.com with whom we have no affiliation and is subject to change without notice.

- Marriott Long Island Hotel and Conference Center from \$169.00 Hotel Info: 800-246-8357
- Wingate Inn Garden City from \$179.00 Hotel Info: 800-246-8357
- Red Roof Long Island from \$118.00 Hotel Info: 800-246-8357
- The Garden City Hotel from \$300.00 Hotel Info: 800-246-8357
- Econo Lodge Hicksville from \$90.00 Hotel Info: 800-246-8357
- Best Western Mill River Manor from \$159.00 Hotel Info: 800-246-8357
- Howard Johnson Express Inn - Westbury from \$119.00 Hotel Info: 800-246-
- Long Island - Days Inn Hicksville from \$99.00 Hotel Info: 800-246-8357
- Hostway Motor Inn from \$87.0 Hotel Info: 800-246-8357
- The Meadowbrook Motor Lodge from \$94.00 Hotel Info: 800-246-8357

2. Attractions: The attached list is provided purely as a courtesy. We have no arrangements with nor do we recommend any attraction. Entertainment will be provided purely at the expense of the individual units.

- American Air Power Museum at Republic Airport, 1230 New Highway, Farmingdale NY Open 1030-1600 \$4.00 admission info@AmericanAirpowermuseum.com
- Cradle of Aviation Museum 0930-1700 daily- Charles Lindbergh Blvd, Garden City NY 516-572-4111
- President T Roosevelt Home- 20 Sagamore Hill Rd, Oyster Bay NY 1000-1600 WED –SUN, Home tour \$5.00 adult 516 922-4788
- Old Bethpage Village Restoration - During the 1640s, the colonial settlers founded towns which functioned as commercial and social centers where taverns, general stores, and meetinghouses were built. General Admissions range from \$5 - \$7. The group rates are only available for advanced reservations, (516) 572-8408 or http://www.oldbethpage.org/history_general.htm
- Intrepid Sea Air and Space Museum, New York City Pier 86 - 12th Ave and 46th St 1000-1700 daily , Adults \$16.50 Retired Military FREE 877 957 SHIP
- South Street Seaport Museum, New York City- 1000-1800 Tues- Sun, \$8.00 adults, \$6.00 seniors 21 April 06- 1700-2100 FREE FRIDAY- Admission free to all museum galleries www.southstseaport.org
- Planting Fields Arboretum State Historic Park and Coe Hall 1395 Planting Fields Road Oyster Bay, NY 11771 (516) 922-9200
- Heckscher Museum of Art Two Prime Avenue Huntington, NY 11743 Suffolk County Contact Information Phone: (631) 351-3250 Fax: (631) 423-2145 Email: info@heckscher.org Website: www.heckscher.org
- Nassau Veterans Memorial Coliseum – Concerts and Sporting Events. Group Rates available. Please call the SMG/Administration Office at (516) 794-9303 for further information <http://www.nassaucoliseum.com/events.htm>
- Golf - Bethpage State Park. Bethpage Road. Farmingdale. 516 249 0701
- Adventureland Amusement Park, Long Island, 2245 Route 110, Farmingdale, NY 11735 (631) 694-6868 Official Web Site: www.adventureland.us
- Long Island Events Website: <http://www.longisland.com/>
- Newsday Long Island Events Calendar <http://www.newsday.com/entertainment/localguide/>